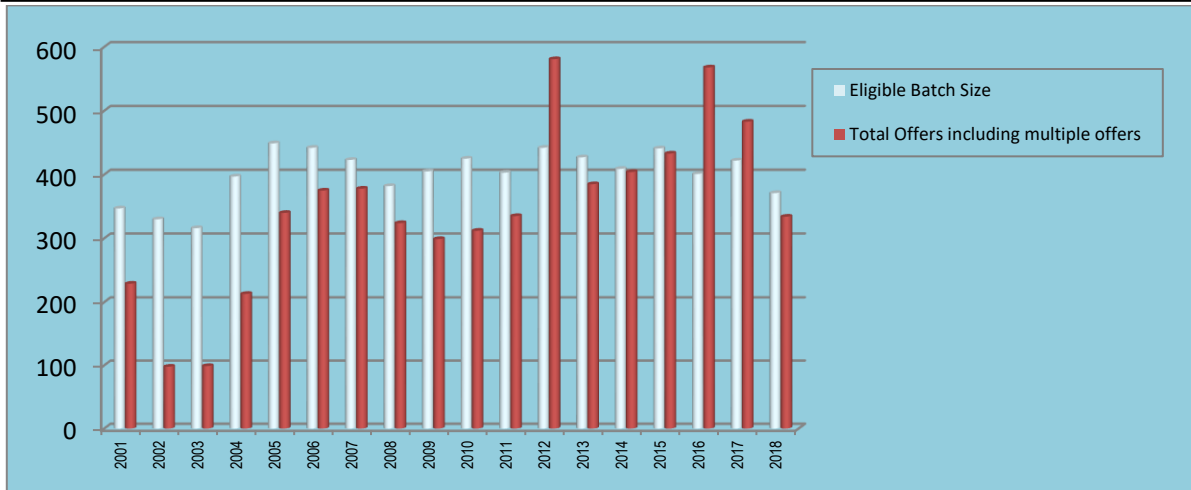
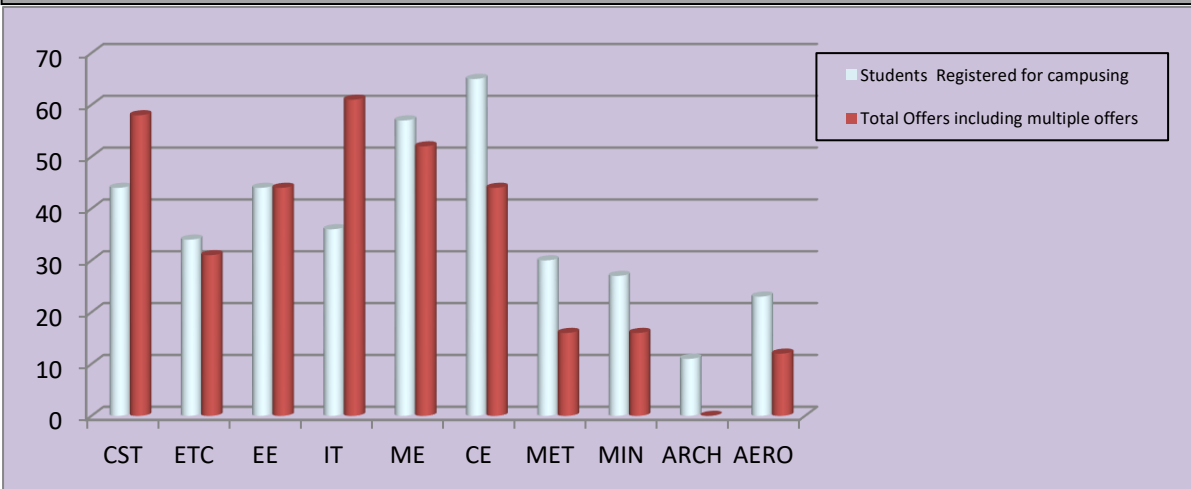


Placement Statistics (As on June 2018)

IIEST-Shibpur : Year-wise Eligible Batch Size vs. Total Offers made through On/Off-Campus Process for UG placement



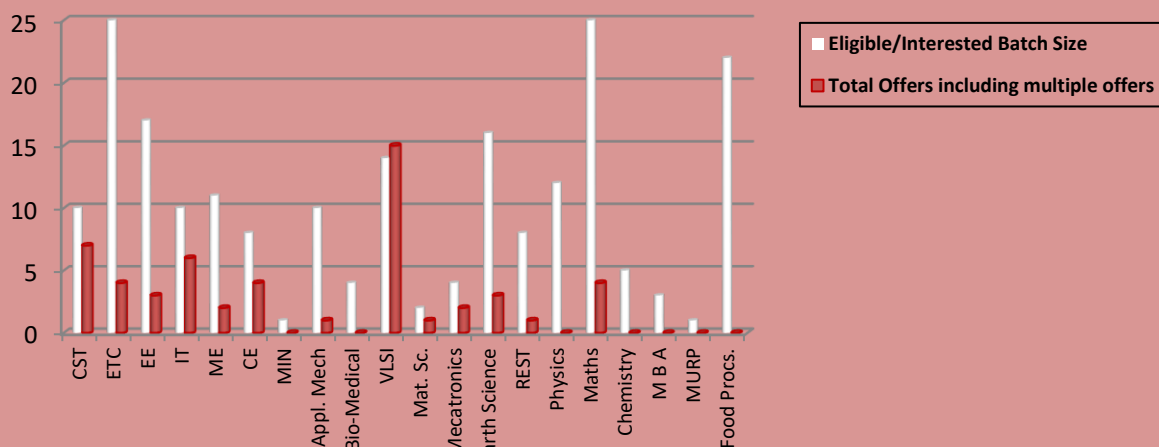
IIEST-Shibpur : Eligible Batch Size vs. Total Offers made through On/Off-Campus Process for UG placement : 2018 pass-out batch



IIEST-Shibpur : Department-wise Placement Statistics of UG students of 2018 passout batch

Department	CST	ETC	EE	IT	ME	CE	MET	MIN	ARCH	AERO	Total
Batch Size	44	34	44	36	57	63	30	27	11	23	371
Interested / Eligible Batch Size	44	34	44	36	57	63	30	27	11	23	371
No. Of selection proceses held	40	37	44	36	49	33	17	17	3	11	
Total No.of Offers for UG	58	31	44	61	52	44	16	16	0	12	334
Students remaining Unplaced	8	15	11	4	16	27	18	16	11	14	140

IIEST-Shibpur : Year-wise Eligible Batch Size vs. Total Offers made through On/Off-Campus Process for PG placement – 2018 pass-out batch



IIEST-Shibpur : Placement Statistics of PG students of 2018 pass-out batch

Department	CST	ETC	EE	ICE	ME	CE	MIN	Applied Mechanics	Arch.	Safety	VLSI	Mat.Sc.	Mecha-tronics	Renewable Energy(RE-STD)	Food Processing	Physics	Maths	Chemistry	Earth Science	MBA	Total
Batch Size	12	27	17	10	14	18	6	12	1	5	14	8	13	10	22	12	27	13	20	5	266
Interested / Eligible for placement	10	25	17	10	11	18	1	10	1	4	14	8	4	8	22	12	25	13	16	3	232
No. Of selection processes held	19	19	18	19	16	15	7	9	0	6	13	8	11	8	0	5	7	2	2	2	-
Total no. of offers	6	4	3	6	2	4	0	1	0	0	15	1	2	1	0	0	4	0	3	0	49
Students remaining Unplaced	6	24	15	5	12	14	6	11	1	5	6	7	12	9	22	12	24	13	17	5	